



## Heliport Controller



### **AirSeaTechnology ApS**

Moesgaardvej 14  
8270 Hojbjerg  
Denmark

Ph. +45 5370 7475  
info@airseatech.dk  
www.airseatech.dk

With more than 25 years of experience, the team behind AirSea Technology delivers high end equipment and world class service to airports, heliports, high rise buildings, wind turbine farms, and waterways.

Our deep industry knowledge and hands on expertise ensure that every customer receives reliable solutions tailored to the most demanding environments.

We take pride in offering state of the art products that not only meet the highest international standards but also prioritize environmental responsibility.

Our portfolio is built on strong partnerships with leading global manufacturers known for their uncompromising quality and innovative engineering.

At AirSea Technology, exceptional service and support are at the core of everything we do.

From installation and maintenance to long term operational reliability, we are committed to keeping your critical infrastructure running safely and efficiently.

If your Heliport is missing essential equipment, we are ready to assist.

**Get in touch with us – we're here to help.**




## TABLE OF CONTENTS

Heliport Controller .....	2
Heliport Radio Receiver/Decoder .....	4
Heliport ADSB Transponder.....	7



# AST Heliport Controller



## Heliport Controller Main unit

- \* Cabinet RAL coated
- \* Build in timer
- \* TLOF 2 circuit @ 24VDC w/fail detection & dimming option
- \* FATO 2 circuit @ 24VDC w/fail detection & dimming option
- \* ADI 1 circuit @ 24 VDC w/fail detection & dimming option
- \* Floodlight 1 circuit @ 230 Vac
- \* WDI 230 1 circuit @ 230 Vac
- \* Beacon, external or build-in
- \* When error: SMS/e-mail to maintenance department \*\*
- \* PLC Incl. Display and Touchpanel on front
- \* Input power 230 Vac

## Heliport Controller SMS Option:

### Control via SMS: \*\*

- \* Send SMS to controller for full control over all Heliport Lights.
- \* Turn on and off lights
- \* Receive status back on SMS
- \* Send error message to SMS to Pilot



SMS module  
2G/3G/4G Mobile band

## Heliport Controller Radio Option:

- \* Control Heliport Lights via Helicopter Radio
- \* See separate datasheet

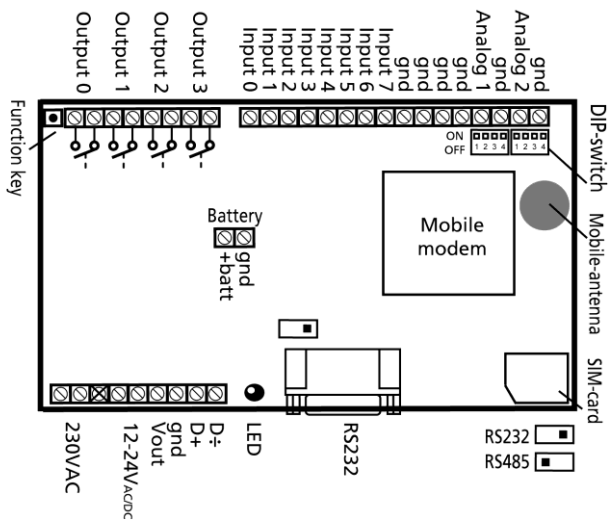


## Heliport ADSB-Transponder:

- \* Fully automatic control
- \* See separate datasheet



\*\* : Require local SIM Card



## Description

The Avimar 9-module GSM unit is adapted for remote control, measurement and collection of technical alarms in Heliport Controllers. The Avimar multiGuard DIN9 is available in versions that use the 2G and 3G mobile network and versions that use the 2G, 3G and 4G mobile network. Developed for panel mounting on DIN rail. It can control electrical functions by activating relays via SMS, telephone calls or AVM/Profort's portal on the Internet. It emits an alarm such as an SMS, e-mail, voice message or DTMF call when influencing alarm inputs. Can measure e.g. temperature, voltage, current and humidity with analog measuring equipment, log the measurements, give notice of input voltage failure and when the voltage returns.

- Alarm as text message and voice message to 25 recipients
- Energy measurement & Lighting control
- 4 relay outputs for activating e.g. contactors
- Control via AVM/Profort's web portal and smartphone app
- Built-in clock and calendar for light control and alarm.

## SPECIFICATION

<b>Relay output</b>	4 pcs	Max load 6A ved 230VAC/35VDC
<b>Digital input</b>	8 pcs.	
Both gnd / 24VDC activation	Yes	
Digital input high (gnd)	Disconnected or min 3VDC - max 12VDC	
Digital input low (gnd)	Max 1V, 2mA	
Digital input high (24VDC)	Min 18VDC - max 30VDC, 2 mA	
Digital input low (24VDC)	Disconnected or max 1VDC	
Galvanic separation Input 0	Yes	
Input 1	Alarm or switching on / off (pulse or level from bypass) Alarm or pulse / minute counter (max. 10 Hz, 6 digits)	
Input 2 and 3	Alarm or pulse counter (max. 10 Hz, 6 digits)	
<b>Analog input</b>	2 pcs.	
Input 1 & 2	0-10V, 0/4-20 mA, PT100, Temp. measurement PTC or as digital input	


## RADIO RECEIVER/DECODER AST.L854-LXS



A radio receiver/decoder is a **device used by pilots to communicate by air to the ground (Type I).**

**FAA L854 is a device that enables pilots to switch on and control heliport lighting systems. This system is essential for landing areas unattended by ground personnel, making it easy and quick to control lights such as FATO, TLOF, floodlights, windsocks, heliport beacons.**

## RADIO RECEIVER/DECODER AST.L854-LXS



LUXSOLAR, according to FAA AC 150/5345-49, has developed its **AST.L854-LXS radio received/decoder** which **through a series of microphone clicks allows pilots to switch ON and set the intensity of heliport lights.**

The system is also designed for **automatic shutdown after 15 minutes**, this avoids wasting energy and helps reduce light pollution; other shutdown timing settings available.

### CERTIFICATION



### FEATURES



### TYPICAL APPLICATION



## RADIO RECEIVER/DECODER AST.L854-LXS TECHNICAL SPECIFICATIONS

### FUNCTIONING

Helicopter pilot using on-board communication button activates the radio system and, according to the number of clicks, the lighting system turns ON at several intensities:

- **3 clicks:** lighting system is activated at low intensity
- **5 clicks:** lighting system is activated at medium intensity
- **7 clicks:** lighting system is activated at high intensity

### FEATURES

- FAA L854 Type I: Air - Ground
- Pilot Controlled Light (PCL) Type J: click activated through PTT button
- Quick system enable: within 5 seconds
- Automatic shutdown: after 15 minutes that system is inactive
- Working frequency: 118-136MHz
- Temperature range: -40°C / +55°C
- Available operating ranges: 100/240Vac 50-60Hz or DC version available
- CAN bus (Controller Area Network) communication

### WHAT IS INCLUDED IN THE SYSTEM?

- AM receiver
- - Type A decoder
- - Channel spacing (8.33KHz) or (25KHz)

## AirSafe Radio System AST.TRPRE ADS-B Transponder Receiver



### AirSea TRPRE ADS-B definition

The AirSafe TRPRE is used for automatic control of heliport/helipad Lights. It receives the ADS-B transponder signal generated by any aircraft (including the ICAO name, position in the sky, relevant velocity and direction).

When the aircraft approaches or automatic control of Heliport/Helipad the where the device is installed, the AST TRPRE unit calculates the distance between the two: if the distance is less than a prefixed value, the heliport lights installed are switched on.

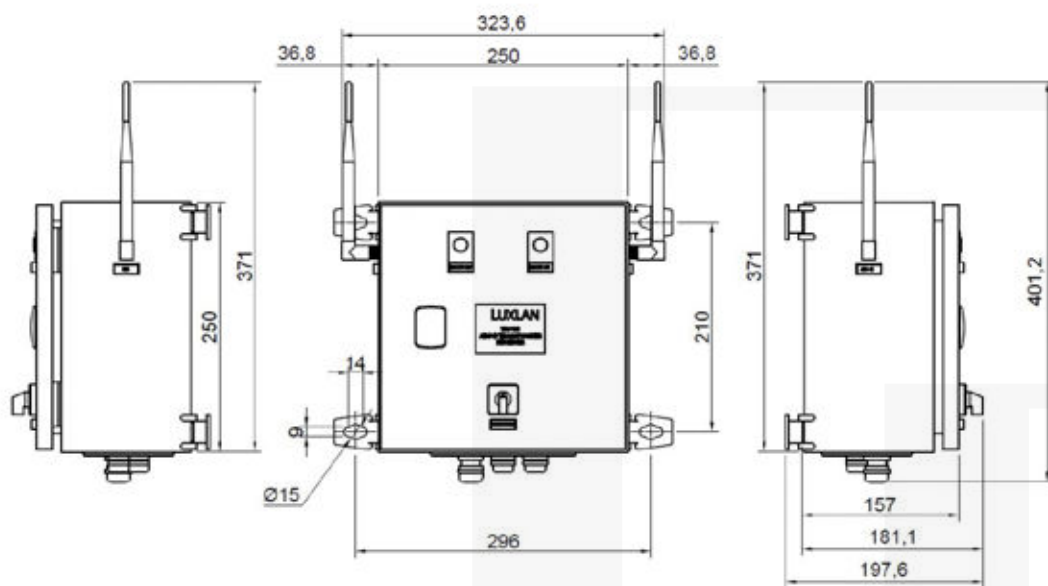
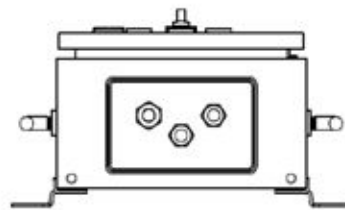
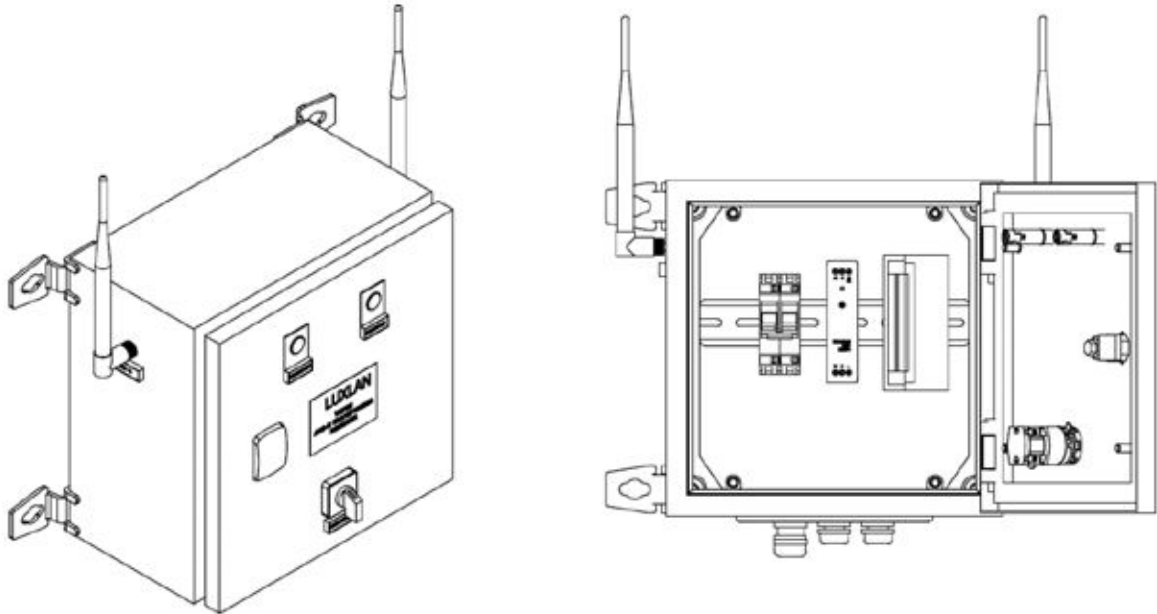
### AirSea TRPRE ADS-B Features

- IP 65 PROTECTION
- Temperature range -20°C / +55°C
- 110/230 V 50/60 Hz power supply
- 24 V DC power supply
- 8 dip switches for device setting
- CAN Bus Communication
- Distance setting: from 500 ft to 32.000 ft
- Aircraft type: from A1 to A7


### What is included in ythe System

- ADS-B transponder signal receiver and antenna
- GPS receiver and antenna
- Main switch
- Aircraft detected signal light
- No aircraft signal light
- Automatic fuse protection
- AC/DC power unit
- Steel enclosure

## AirSea Radio System AST.TRPRE ADS-B DRAWING



## AirSea Radio System AST.TRPRE ADS-B DRAWING





**For more information**

**Contact us for**



**AirSea Technology ApS**

**Moesgaardvej 14 • 8270 Højbjerg •**

**Denmark • Ph. +45 5370 7475**

**[info@airseatech.dk](mailto:info@airseatech.dk) • [www.airseatech.dk](http://www.airseatech.dk)**